

# AQUALISA

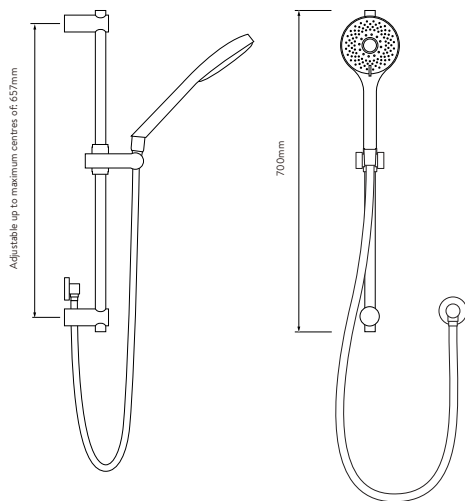
## UNITY Q™

UTQ.A2.BV.  
DVBTX.20

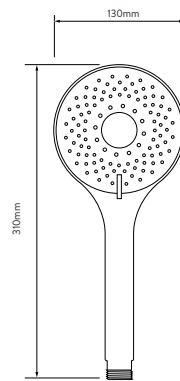
WITH ADJUSTABLE HEAD AND BATH OVERFLOW FILLER - GRAVITY PUMPED

### DIMENSIONAL DRAWINGS

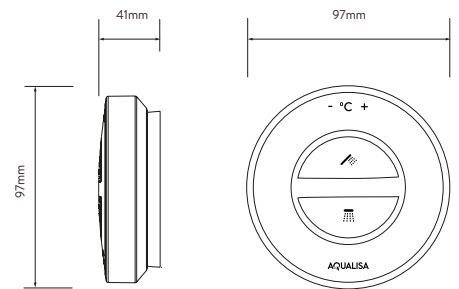
SHOWER RAIL KIT



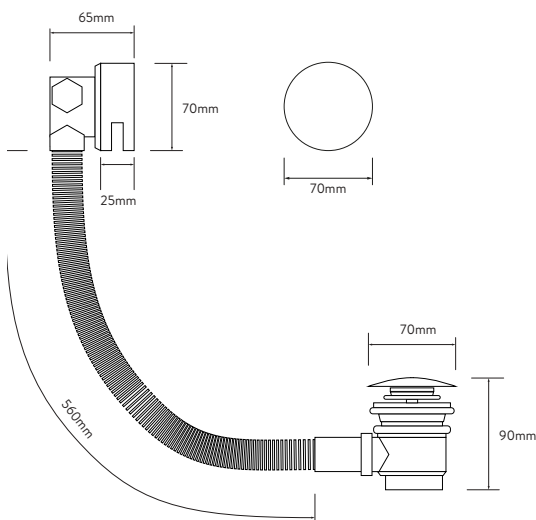
SHOWER HEAD



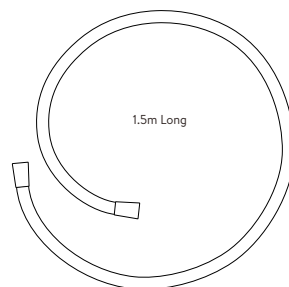
CONTROLLER



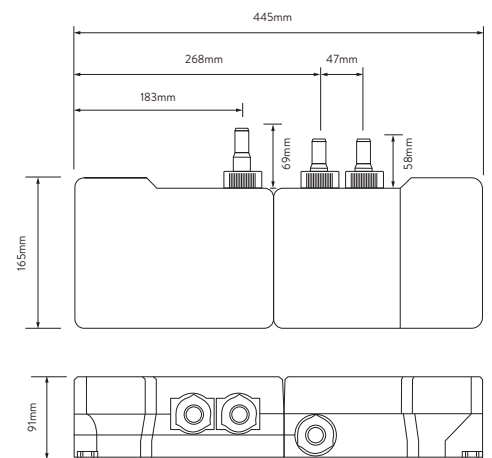
BATH OVERFLOW FILLER



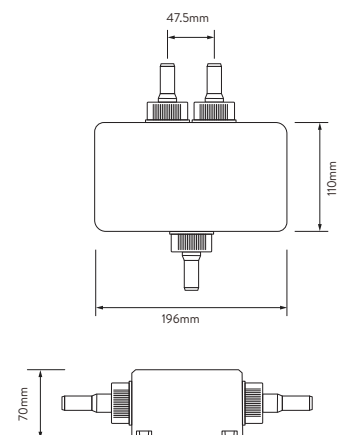
SHOWER HOSE



AQUALISA SMARTVALVE™



DIVERTER



# AQUALISA

## UNITY Q™

UTQ.A2.BV.  
DVBTX.20

WITH ADJUSTABLE HEAD AND BATH OVERFLOW FILLER - GRAVITY PUMPED

### TECHNICAL SPECIFICATIONS

Minimum pressure requirements	Aqualisa SmartValve™ must be sited no higher than the base level of the cold water system
Maximum pressure requirements	1 bar (Gravity)
Aqualisa SmartValve™ inlet fitting connections	15mm push fit fittings, valve inlet centres 48mm, inlet supply positions – hot right, cold left
Aqualisa SmartValve™ and diverter outlet connections	15mm push fit
Permissible Aqualisa SmartValve™ and diverter siting locations	Loft, airing cupboard, under bath
Supply temperature	Cold inlet temperature 1°C (minimum) Cold inlet temperature 15°C (maximum) Hot inlet temperature 65°C (maximum)
Water system	Gravity
Features	One touch start/stop control
	LED display indicates when pre-selected temperature has been reached
	Wi-Fi & App compatible – control your product with your smart phone and smart home device e.g. Alexa
	App functions include start/stop, shower timer, user dashboard, usage tracker and help & support
	Aqualisa SmartValve™
	Digital diverter technology
	130mm Vita™ shower head with 3 spray patterns
Guarantee period	5-year guarantee - shower unit
	2-year guarantee - shower head and kit
Approvals	CE Marking
	BEAB