

AQUALISA

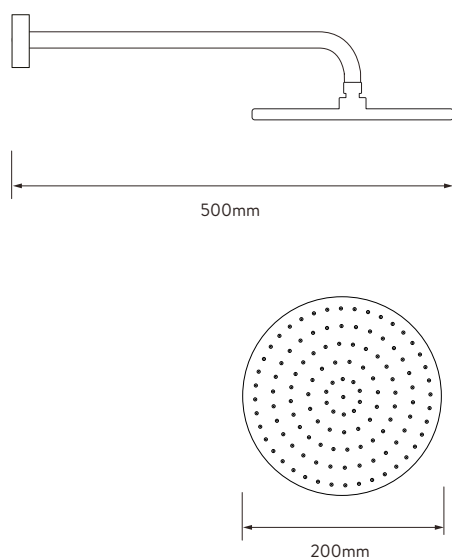
VISAGE QTM

WITH ADJUSTABLE HEAD - HP/COMBI

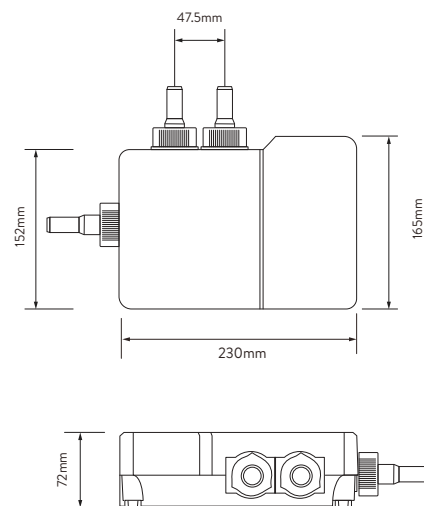
VSQ.A1.BR.20

DIMENSIONAL DRAWINGS

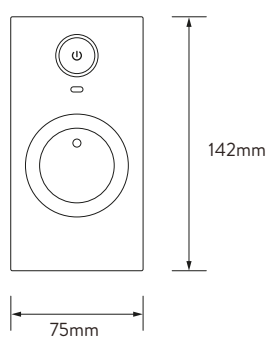
SHOWER HEAD



AQUALISA SMARTVALVETM



CONTROLLER



AQUALISA

VISAGE Q™

WITH ADJUSTABLE HEAD - HP/COMBI

VSQ.A1.BR.20

TECHNICAL SPECIFICATIONS

Minimum pressure requirements	1 bar
Maximum pressure requirements	7 bar
Aqualisa SmartValve™ inlet fitting connections	15mm push fit fittings, valve inlet centres 48mm, inlet supply positions – hot right, cold left
Aqualisa SmartValve™ outlet fitting connection	15mm push fit
Permissible Aqualisa SmartValve™ siting locations	Loft, airing cupboard, under bath
Supply temperature	Cold inlet temperature 1°C (minimum) Cold inlet temperature 15°C (maximum) Hot inlet temperature 65°C (maximum)
Water system	HP / Combi / Boosted gravity
Blended outlet temperature settings	Factory mid set blend temperature 45°C, adjustable temperature setting – minimum 35°C, maximum 55°C
Electrical requirements - SmartValve™ to mains	Switched fused spur 3amp, processor main cable length 2m, required voltage 230 – 240V
Electrical requirements - Controller to SmartValve™	Low voltage data cable length 10m
Data cable voltage	5V
Features	One touch start/stop control
	LED display indicates when pre-selected temperature has been reached
	Wi-Fi & App compatible – control your product with your smart phone and smart home device e.g. Alexa
	App functions include start/stop, shower timer, user dashboard, usage tracker and help & support
	Aqualisa SmartValve™
Guarantee period	Compatible with wired remote control
	5-year guarantee - shower unit
Approvals	2-year guarantee - shower head and kit
	CE Marking
	BEAB