

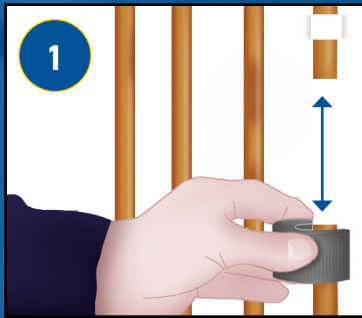
**TRAPPEX**

# 22mm GENESIS BRASS FILTER

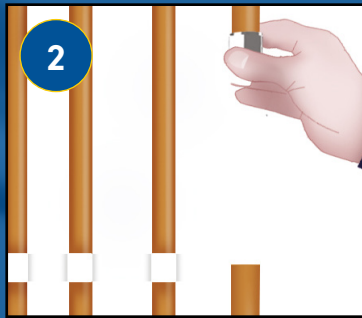
INSTALLATION & SERVICING  
INSTRUCTIONS.



# INSTALLATION



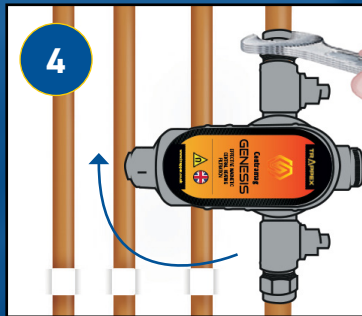
1  
Cut 140mm of pipework.



2  
Slip on nut and olive on both sides.



3  
Slip filter onto pipe and slide down.



4  
Once slid on, turn filter to right angle so you can tighten nuts.



5  
Straighten the filter and tighten the collar.

# EASY CLEAN & DOSING



1  
Isolate both valves, remove magnet, open drain plug and drain.



2  
Momentarily open the top isolating valve and drain any magnetite in the filter.



3  
Replace magnet and turn it 180 degrees. Re-tighten collar.



4  
Pour in central heating inhibitor.



5  
Put the plug back on.



6  
Return filter back to original position.