

BRISTAN

1901 Basin and Bath Taps

Installation Instructions & User Guide



IMPORTANT: Please keep these instructions for future reference and request of replacement parts

Introduction

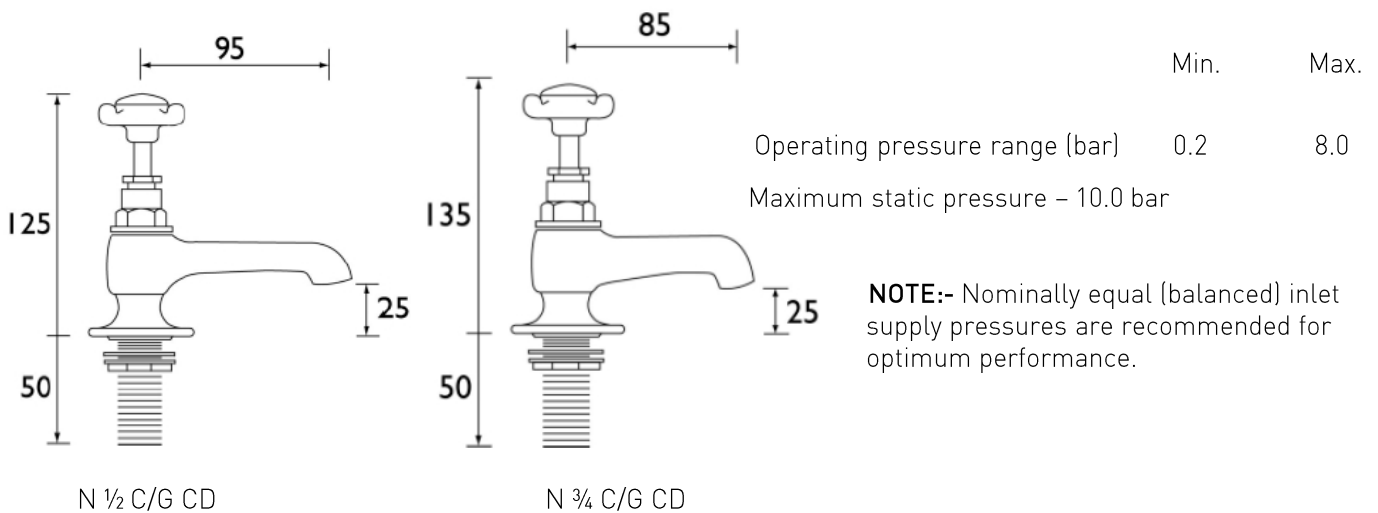
Thank you for choosing Bristan, the UK's leading taps and showers expert. We have designed this product with your enjoyment in mind. To ensure that it works to its full potential, it needs to be fitted correctly. These fitting instructions have been created to give you all of the information you need and, if you need any further help, please do not hesitate to give us a call on 0844 701 6273.

Please read these instructions thoroughly and retain for future use.

All product manufactured and supplied by Bristan are safe provided they are installed correctly, used correctly and receive regular maintenance in accordance with these instructions.

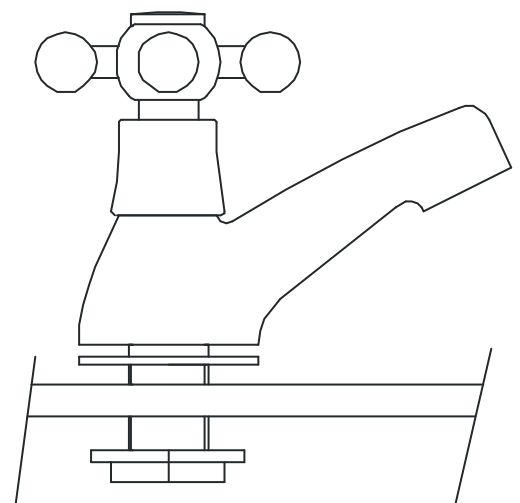
These fittings need to be installed in accordance with and meet the requirements of the Water Supply (Water Fittings) Regulations 1999 and Scottish Byelaws 2004.

Specification



Installation

1. Identify all components and check for completeness, particularly before arranging fitting.
2. Install the taps onto the basin, bath or sink, using the washers and backnuts provided. For those products using handles purchase separately, it may be necessary to dismantle the handles.
3. Connect the hot and cold water supplies.
4. Turn on both water supplies. Open both taps letting the water flow for a few minutes to check all joints and connections for leaks.



IMPORTANT - PLEASE READ

This fitting needs to be installed in accordance with the following Installation Requirements and Notes (IRN) to ensure they meet the requirements of the Water Supply (Water Fittings) Regulations 1999 and the Scottish Byelaws 2004.

IRN R001 (N ½ C/G, N ¾ C/G)

See text of entry for Installation Requirements or Notes.

IRN R005 (N ¾ C/G)

This tap or combination tap assembly has a Type AUK2 air gap and is therefore only suitable for installation in domestic premises or in other premises to protect against a backflow risk up to a Fluid Category 3, unless additional backflow protection for the higher risk is included in the installation.

IRN R006 (N ½ C/G)

This tap or combination tap assembly has a Type AUK3 air gap and is therefore for installation in any premises to protect against a backflow risk up to a Fluid Category 5.

Cleaning & Maintenance

Your fitting has a high quality finish and should be treated with care to preserve the visible surfaces.

All finishes will wear if not cleaned correctly. The only safe way to clean your product is to wipe with a soft damp cloth. Stains can be removed using washing up liquid. All bathroom cleaning product (powders and liquids) will damage the surface of your fitting, even the non-scratch cleaners.

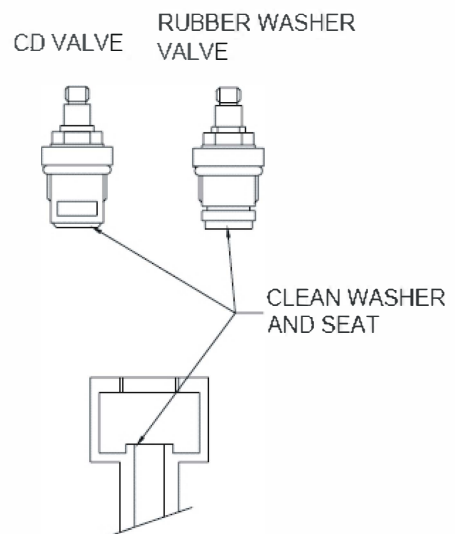
NOTE:- Never use abrasive detergents or disinfectants or those containing alcohol, hydrochloric or phosphoric acid.

We advise that your fitting is regularly serviced, particularly in hard water areas.

Maintenance

If the fitting begins to drip

- Turn off the water supply.
- Remove fitting head and valve.
- Carefully clean seating and rubber washer.
- Replace valve and turn on the water supply.
- Contact our customer services helpline if the problem persists.



Map of Hard Water Regions in the UK



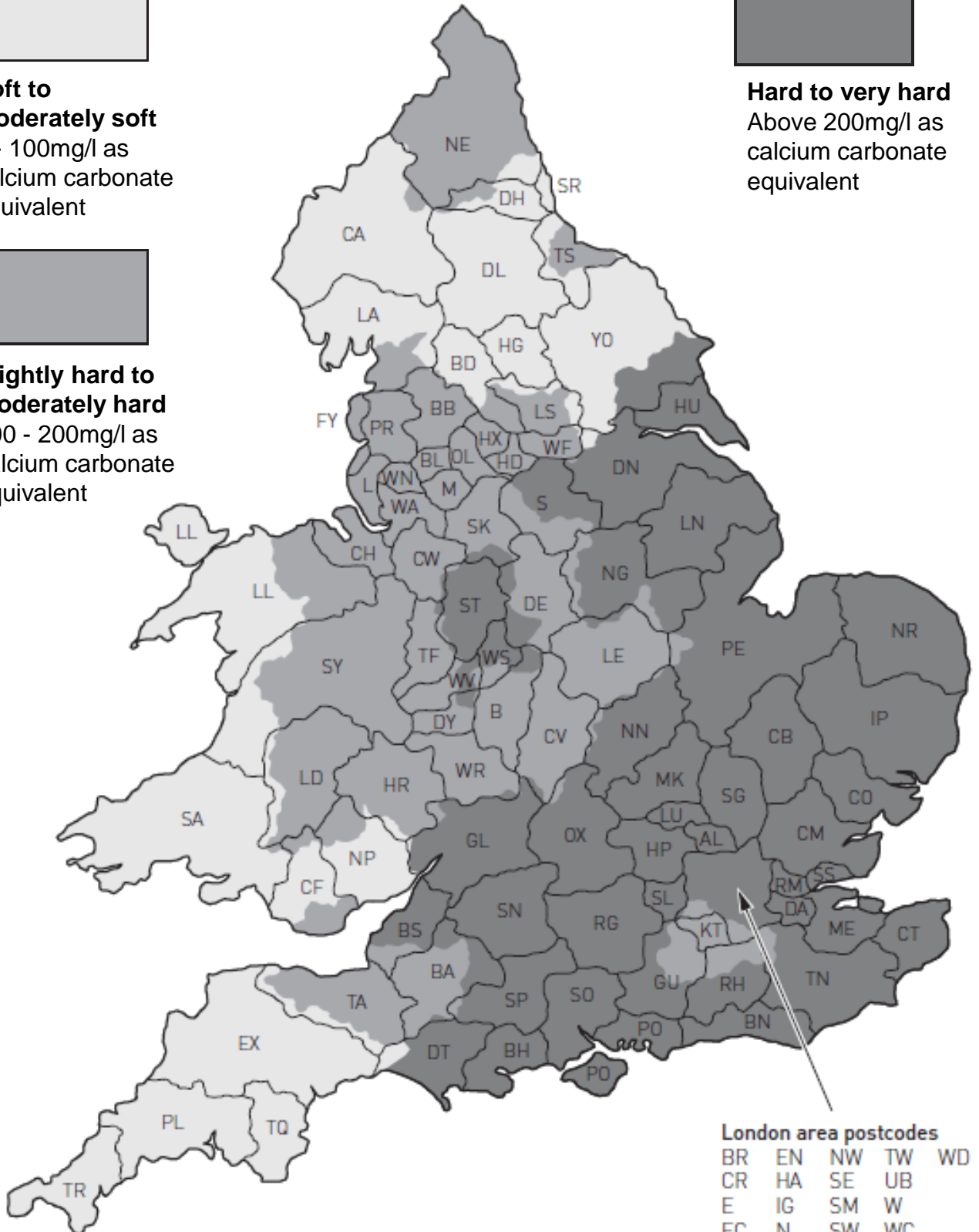
Soft to moderately soft
0 - 100mg/l as calcium carbonate equivalent



Slightly hard to moderately hard
100 - 200mg/l as calcium carbonate equivalent



Hard to very hard
Above 200mg/l as calcium carbonate equivalent



London area postcodes

BR	EN	NW	TW	WD
CR	HA	SE	UB	
E	IG	SM	W	
EC	N	SW	WC	

Notes:

Please use this space to add any notes which you or your installer may have regarding the plumbing system/installation of this product.

Guarantee Terms and Conditions

This guarantee is in addition to your statutory and other legal rights and is subject to the following conditions:

The product was purchased within the United Kingdom or Republic of Ireland.

The product is used in domestic applications only. For commercial or non-domestic applications such as leisure centres, sports clubs, hotels, premises operating as a business, the guarantee period is reduced to 1 year.

The guarantee applies solely to the original purchaser with proof of purchase.

The installation must allow ready access to all products for the purpose of inspection, maintenance or replacement.

Repair under this guarantee does not extend the original expiry date. The guarantee on any replacement parts or product ends at the original expiry date.

Any part found to be defective during the guarantee period will be replaced without charge, providing that the product has been installed in accordance with the instructions given in this guide and used as the manufacturer intended.

The Guarantee Does Not Cover:

- Damage or defects caused by
 - general wear and tear (including special non-chrome finishes; components such as filters, seals, 'O' rings and washers)
 - incorrect installation
 - repair using non-Bristan parts
 - accidental or wilful misuse
 - corrosion and the use of inappropriate cleaning products.
 - system debris including the build up of limescale (which can be controlled through regular servicing and maintenance)
- Compensation for loss of use of the product or consequential loss of any kind.

In the interests of continuous product improvement, Bristan reserves the right to alter product specifications without notice.

The Bristan Product Guarantee does not affect your statutory rights as a consumer.

At Bristan, we want to make things as easy as possible for our customers.

That's why we offer solid guarantees on all our products, effective from the date of purchase, to give you peace of mind.

To start your free guarantee, simply scan the QR code and Register your product.

Alternatively, visit www.bristan.com/register to register your product via a computer.

For full guarantee terms and conditions visit, www.bristan.com/guarantees



We Know & We Care

Need Help?

If your product does not function correctly when you first use it, contact your plumber and make sure that it has been installed and commissioned in line with the instructions in this guide. If this doesn't solve the problem, then please visit www.bristan.com/bristancare for some helpful hints and tips, or contact **Bristan Care Customer Service on 0330 0266 273** where our expert team of advisors will be able to offer you, or your plumber, help and advice.

Problems During the Guarantee Period

In the unlikely event that you encounter any problems with the product during the guarantee period, contact **Bristan Care Customer Service on 0330 0266 273** with your proof of purchase or unique guarantee registration number, and we will work to resolve the problem quickly.

Bristan Care Customer Support

Bristan customers also benefit from the support of Bristan Care, our comprehensive customer support package which offers:

Technical support hotline (Tel: **0330 0266 273**) with access to fully trained advisors who can offer installation advice, talk you through quick maintenance checks, or recommend the best course of action to fix any problems with a product

Expert advice Find easy to follow 'how to' video guides and technical FAQs online at www.bristan.com. Our guides take you step-by-step through many product installations and you can find plenty of easy guides to quick product fixes and servicing.

Spare parts We hold thousands of spares and we keep them for discontinued products for over seven years. Spares can easily be ordered online at www.bristan.com and are dispatched the same day.

Expert plumbing engineers If we can't solve the problem over the phone or with a spare part, then we'll send out one of our Bristan Care engineers to take a look. Bristan Care engineers provide free support for products that are within guarantee, but are also available to service products that are out of guarantee for a small charge. For details, please call customer services on **0330 0266 273**

BRISTAN

This booklet covers all product codes

N ½ C CD

N ½ G CD

N ¾ C CD

N ¾ G CD

Helpline
0330 026 6273

Bristan Group Limited
Birch Coppice Business Park, Dordon, Tamworth, Staffordshire

B78 1SG

A Masco Company

Website:

www.bristan.com

Telephone: 0330 026 6273

Email: enquire@bristan.com